




Nature Cat Explorer Patch

Tally Ho! Nature Cat and his pals have teamed up with Girl Scouts of Western Ohio to head outside. Earn a Nature Cat Explorer patch by completing one activity from each of the character sections below.

Now that you have downloaded the guide, be sure to check your email for a survey link. Complete the activities, take the survey, and get the secret code for your FREE patch!

Interested in even more exploration? You can go "onward and onward!" by working on additional outdoor Girl Scout badges—doing some of these activities will give you a head start! Specific activities listed below.



Nature Exploration with Nature Cat

Wildlife Journal – visit a park or preserve and observe animals to complete your journal

🍃 Daisy EcoLearner Step 1, Brownie Outdoor Art Creator Step 1

Nature Card – pick up some natural objects outside to do a nature rubbing

🍃 Brownie Outdoor Art Creator Step 2

Dancing Seeds – act out the path of various seed types as they would float in nature

🍃 Daisy Outdoor Art Maker Step 2, Brownie Outdoor Art Creator Step 3

Nature Instruments – make music with Nature



Daisy's Super Science

Nature Cat's Great Outdoors app - download for free and head outside to test it out!

What Will the Wind Blow? – which objects will blow in the wind? Check and see!

Ice Sculpture – learn about melting by turning ice into art


Floating Scarves – move like the wind!

🍃 Daisy Outdoor Art Maker Step 2, Brownie Outdoor Art Creator Step 3

girl scouts
of western ohio



wttw
CHICAGO



Earth Day is Every Day with Squeeks

Reusable Tote – create out of an old T-shirt

Recycling Challenge – track garbage week to week and take steps to lessen waste. Or, opt to pack eco-friendly school lunches!

Make a Composter – with an empty 2 liter jug

🍃 All Earth Day activities: Brownie Outdoor Adventurer Step 5



Hal's Amazing Animal Friends

Track Those Tracks – compare animal tracks and learn to identify a creature by its prints.

🍃 Daisy EcoLearner Step 2

Homemade Nectar – make to share with your neighborhood butterflies

🍃 Brownie Outdoor Adventurer Step 5

Make a Bird Feeder – feed the birds while recycling! Want to take it a step further? Observe the birds as they come to snack with easy **Bird Watching Tips** and use the **Bird Journal** to track your findings!

🍃 Brownie Outdoor Art Creator Step 5




Find all the
activities here at
wttw.com/girlscouts



PUBLIC MEDIA CONNECT



Play and learn with Nature Cat at pbskids.org



Survey Prep! Use the table below to help track your data as you complete the patch program!

Leaders, after completing the final activity, ask the girls the following questions and record the number of responses below.

Girl Scouts, mark an 'X' in each category to record your response.



| | Yes | A little bit | No | I don't know |
|--------------------------|-----|--------------|----|--------------|
| Do you watch Nature Cat? | | | | |

| Because Of The Activities I Did... | Yes | A little bit | No | I don't know |
|---|-----|--------------|----|--------------|
| I want to spend more time outside. | | | | |
| I want to observe (look at) animals more closely. | | | | |
| I want to explore and learn about nature more. | | | | |
| I want to recycle or reuse items instead of throwing them away. | | | | |
| I want to do more science activities. | | | | |

See more activities for Girl Scouts at gswo.org!